



KH A A B


INDIAN KITCHEN & BAR



MAY 2026 ECONOMIC DEVELOPMENT REPORT

Khaab Indian Kitchen & Bar opened at 230 W. Olentangy St. .

THE MONTH IN NUMBERS



317 PROJECTS (50.3% increase over 5/25)

The City's Economic Development team has managed 317 projects to date. This includes 19 public and private parking agreement projects.



25 NEW BUSINESSES or STARTUPS (78.6% increase over 5/25)

Economic Impact:
107 Full-Time Equivalents (FTEs)
\$7.7 million payroll
\$14.5 million capital investment



12 RETAINED or EXPANDED BUSINESSES (500% increase over 5/25)

44 Retained FTEs
7 NEW FTEs
\$426,880 NEW Payroll



\$8.13 MILLION NEW PAYROLL (27.8% increase over 5/25)

Generating an estimated \$162,600 in new income taxes for City services annually.



115 BUSINESS RETENTION and EXPANSION (BRE) INTERACTIONS

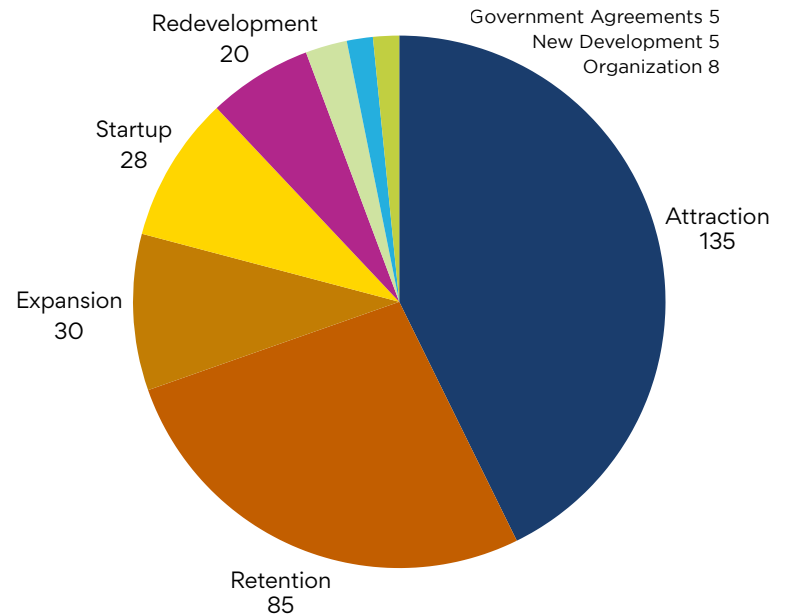
We assisted 115 existing businesses to date compared to 77 in 2025



Investment In The Community

\$267,063 grants creating \$9,335,124 in capital investment (3,395% ROI)

- Attraction
- Retention
- Expansion
- Startup
- Redevelopment
- Organization
- New Development
- Government Agreements



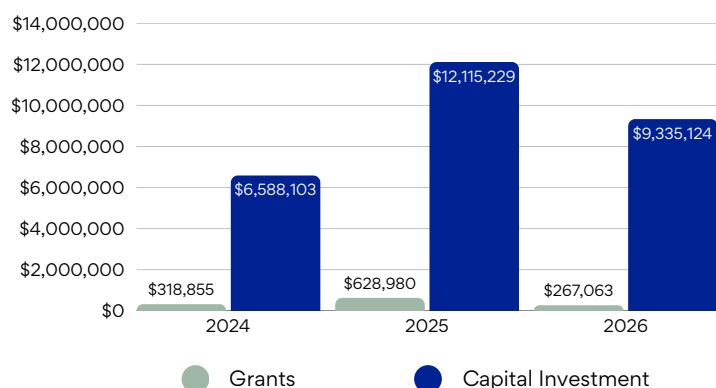
Chapala Mexican Grill opened at 240 N. Liberty St.

ECONOMIC DEVELOPMENT IMPACT

A VISUAL REPRESENTATION OF KEY PERFORMANCE METRICS AND IMPACT FOR THE LAST THREE YEARS.

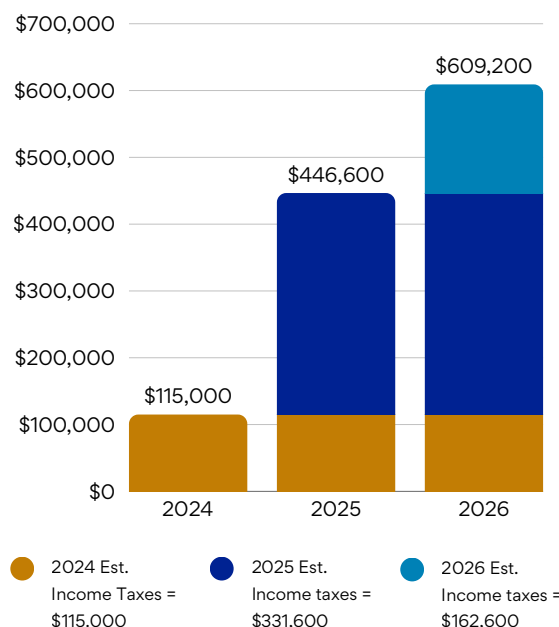
GRANT IMPACT

Each dollar awarded in grants by the PDC led to significant investment in our community.



INCOME TAX GROWTH

The PDC has significantly grown payroll tax collections which has a stabilizing effect as other economic influences may cause payroll taxes to fluctuate.



PAYROLL GROWTH

PDC has had a positive impact on growing payroll in the City of Powell.

